

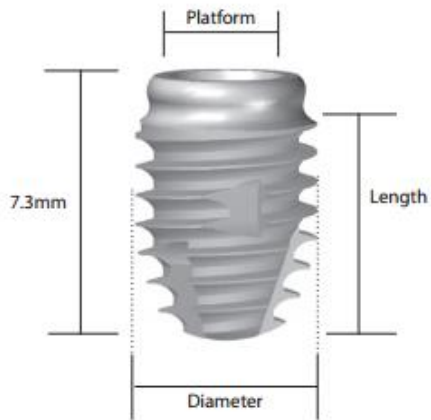
Implantation
Protocol
IS-II active
Short Fixture
Neobiotech



1. Line up of IS-II Active Short Fixture
2. Recommended Kit
3. Surgical protocol

1. IS-II active

Short Fixture line up



Short Fixture

Diameter (Ø)	Platform (Ø)	Length (mm)	Product Code
5.0	4.4	5.0	BIS5005A
		6.0	BIS5006A

2. Recommended Kit

Neo Master Kit

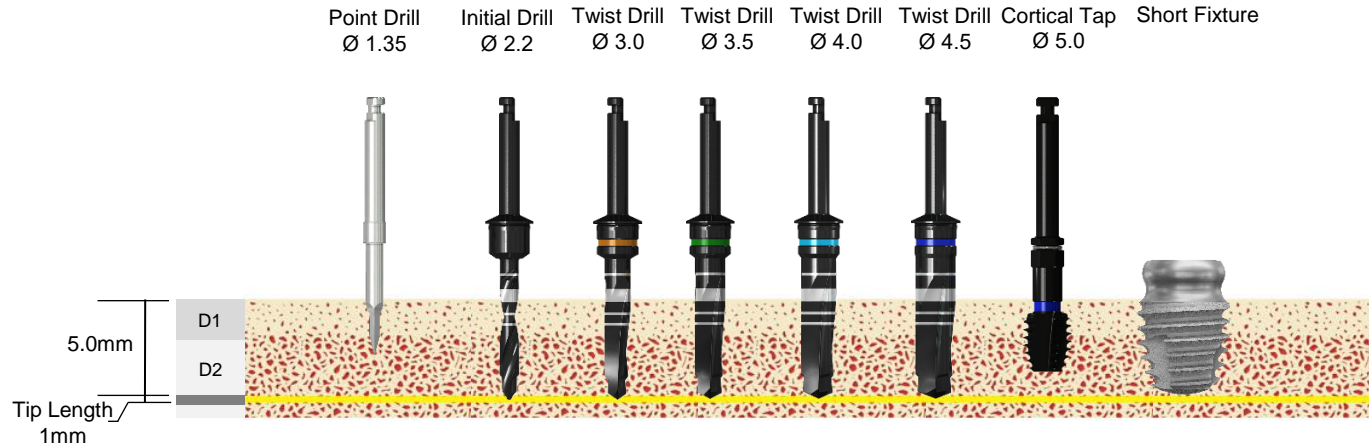


Neo Master Kit for placing Ø
5.0 Short Fixture


* Note: S-Wide Kit is necessary to place Ø 5.5 Short Fixture

3. Surgical Protocol

Drilling Sequence for IS-II active Fixture Ø 5.0 X 5.0mm (D1/D2 bone)



Drilling Sequence for IS-II active Fixture Ø 5.0 X 5.0mm (D3/D4 bone)



* Note: In case D3/D4 use Twist Drill Ø 4.0 as final drill, using “under-drilling”

Thank You